DIMENSIONS

UNIT REF No.	Length L(mm)	Width W(mm)	NOMINAL FLOW	STD. PIPEØ	FALL ACROSS UNIT	INLET SIZE 'A'	INLET SIZE 'B'
NSFP003	1700	1350	3 L/S	160	75	225	225
NSFP006	1700	1350	6 L/S	160	75	225	225

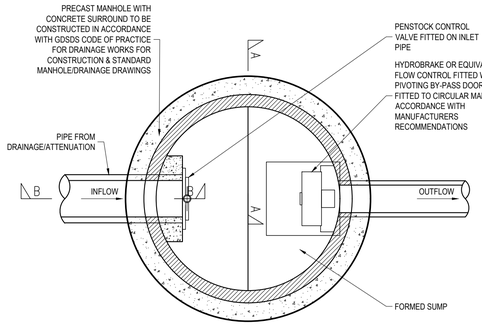

PLAN

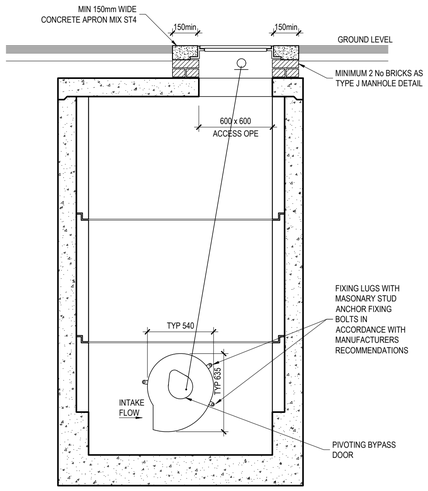

SECTION A-A

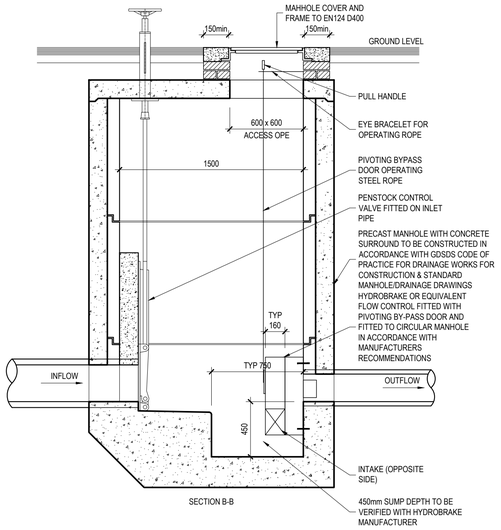

SECTION B-B

FLOW CONTROL MANHOLE DETAIL

SCALE 1:25

DETAIL 2A

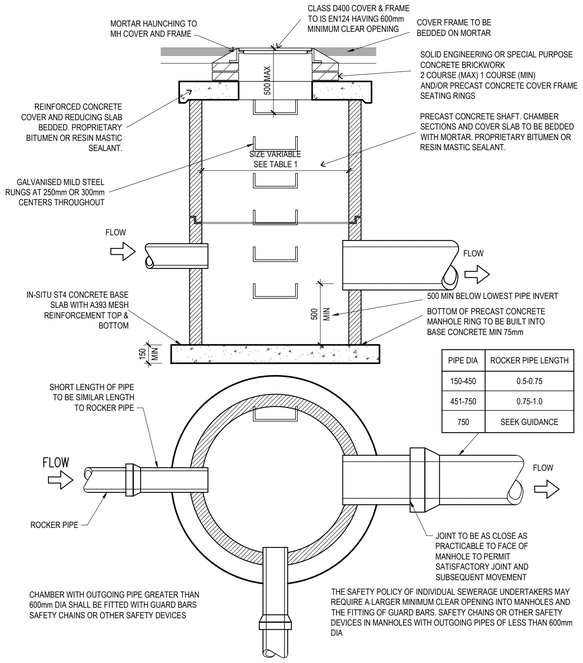

PIPE DIA	ROCKER PIPE LENGTH
150-450	0.5-0.75
451-750	0.75-1.0
750	SEEK GUIDANCE

CATCHPIT MANHOLE DETAIL ON FILTER DRAIN RUNS

1:25

DIAMETER OF LARGEST PIPE IN MANHOLE (mm)	CHAMBER SECTION DIAMETER (mm)
LESS THAN 375	1200 (1050 WHERE DEPTH TO SOFFIT IS 1.35m - 1.5m)
375 - 450	1350
500 - 700	1500
750 - 900	1800

TABLE 1

DETAIL 2B

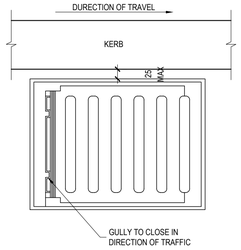

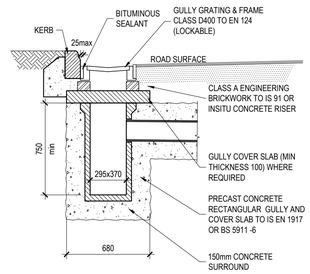

ROAD GULLY DETAILS SECTION

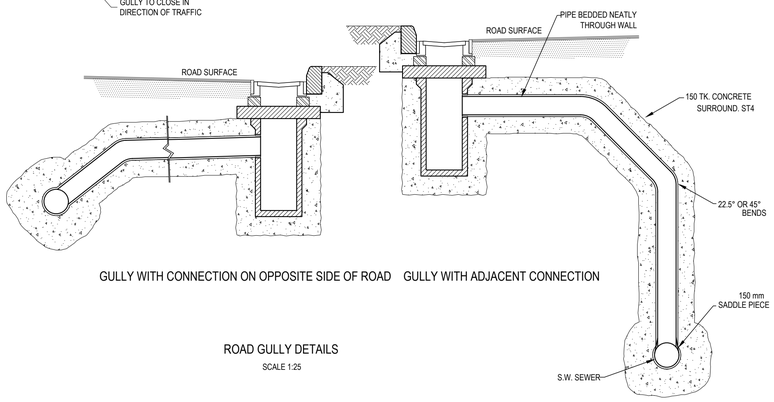

GULLY WITH CONNECTION ON OPPOSITE SIDE OF ROAD GULLY WITH ADJACENT CONNECTION

ROAD GULLY DETAILS

SCALE 1:25

DETAIL 2D

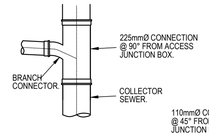

PLAN OF 90° BRANCH CONNECTION

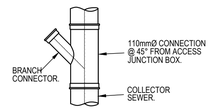

PLAN OF 45° BRANCH CONNECTION

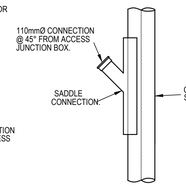

PLAN OF SADDLE CONNECTION

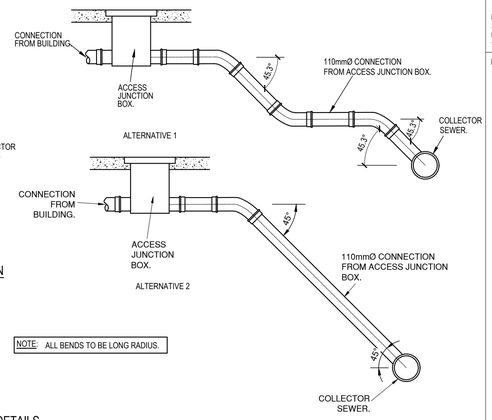

NOTE: ALL BENDS TO BE LONG RADIUS.

PIPE CONNECTION DETAILS

NTS

DETAIL 2C

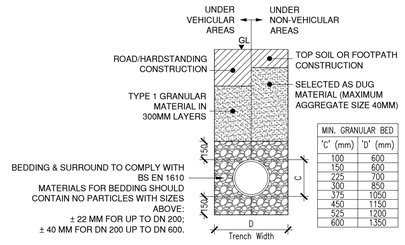

MIN. GRANULAR BED	
'C' (mm)	'D' (mm)
100	600
150	600
225	700
300	850
375	1050
450	1150
525	1200
600	1350

CLASS 'S' PIPE BEDDING & SURROUND

TO BE USED UNDER:
1. AREAS TRAFFICKED BY HGVS WHERE COVER TO PIPES SOFFIT IS GREATER THAN 1200MM.
2. AREAS TRAFFICKED BY CARS/VANS WHERE COVER TO PIPE SOFFIT IS GREATER THAN 900MM.
3. ALL NON-VEHICULAR AREAS WHERE COVER TO PIPE SOFFIT IS GREATER THAN 600MM.

NOTE: ALL PIPEWORK TO HAVE FLEXIBLE COUPLINGS.

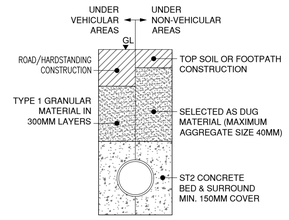

CLASS 'Z' PIPE BEDDING & SURROUND

TO BE USED UNDER:
1. HEAVY VEHICLE TRAFFICKED AREAS WHERE COVER TO PIPE SOFFIT IS LESS THAN 1200MM
2. MEDIUM/LIGHT VEHICLE TRAFFICKED AREAS WHERE COVER TO PIPE SOFFIT IS LESS THAN 900MM
3. ALL NON-VEHICULAR AREAS WHERE COVER TO PIPE SOFFIT IS LESS THAN 600MM

NOTE: ALL PIPEWORK WITH CLASS Z SURROUND SHALL HAVE FLEXIBLE COUPLINGS WITH COMPRESSIBLE FILLER BOARDS LOCATED PERPENDICULAR TO THE PIPE AT ALL JOINTS.

PIPE BEDDING DETAILS

SCALE 1:25

DETAIL 2E

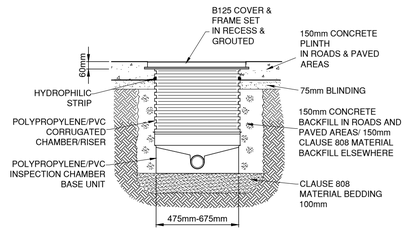

INSPECTION CHAMBER

SCALE 1:25

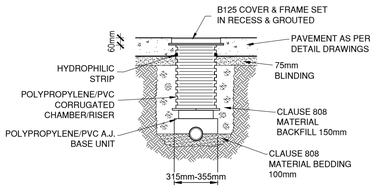

A.J. DETAIL

SCALE 1:25

DETAIL 2F

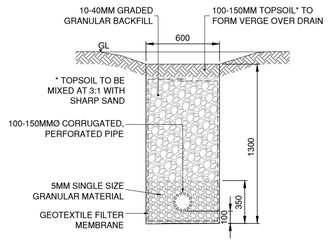

TYPICAL FILTER DRAIN DETAIL

SCALE 1:25

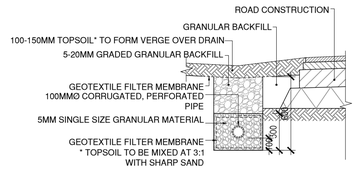

TYPICAL FILTER DRAIN DETAIL ADJACENT TO ROAD/ CARRIAGEWAY

SCALE 1:25

DETAIL 2G

ON ORIGINAL

0 5 10 20 30 40 50mm

© COPYRIGHT OF THIS DRAWING IS RESERVED BY DBFL CONSULTING ENGINEERS. NO PART SHALL BE REPRODUCED OR TRANSMITTED WITHOUT THEIR WRITTEN PERMISSION.

NO CHANGES OF WHATSOEVER NATURE ARE TO BE MADE TO ANY DETAILS SET OUT OR CONTAINED IN ANY DBFL SPECIFICATIONS OR DRAWINGS UNLESS THE EXPRESS CONSENT HAS BEEN OBTAINED IN ADVANCE, IN WRITING, FROM DBFL

NOTES:

1. C20/25 CONCRETE TO HAVE A MINIMUM CEMENT CONTENT OF 260Kg/m³, MAXIMUM WATER/CEMENT RATIO OF 0.65 AND SLUMP CLASS S2.
2. C25/30 CONCRETE TO HAVE A MINIMUM CEMENT CONTENT OF 280Kg/m³, MAXIMUM WATER/CEMENT RATIO OF 0.65 AND SLUMP CLASS S2.
3. C40/50 CONCRETE TO HAVE A MINIMUM CEMENT CONTENT OF 400Kg/m³, MAXIMUM WATER/CEMENT RATIO OF 0.45 AND SLUMP CLASS S3.
4. WHERE CLASS 6F1/6F2 CAPPING MATERIAL IS PROPOSED WITHIN 500mm OF CONCRETE OR STEEL, CLASS 6N TO BE USED INSTEAD.
5. WHERE FOOTPATHS ARE LOCATED ADJACENT TO ROADS, C40/50 CONCRETE TO BE USED. ALTERNATIVELY, FOOTPATHS LOCATED BEHIND VERGES C25/30 CONCRETE MAY BE USED.

NOTE:
ALL WORKS & SPECIFICATIONS TO BE UNDERTAKEN IN ACCORDANCE WITH
- TII SPECIFICATION FOR ROADWORKS
- GREATER DUBLIN CODE OF PRACTICE FOR DRAINAGE WORKS
- RECOMMENDATIONS FOR SITE DEVELOPMENT WORKS
- REFER TO IRISH WATER CODE OF PRACTICE AND STANDARD DETAILS FOR WATERMAIN AND FOUL DETAILS

rev	date	description	by	chkd.
1	29-03-23	ISSUED FOR PLANNING	BS	NJF
0	30-09-22	ISSUED FOR STAGE 2 PRE-PLANNING	BS	NJF

STATUS CODES

purpose	acceptance
P3 - PLANNING PERMISSION	S - ISSUED

DBFL Consulting Engineers
Civil, Structural & Transportation Engineering
www.dbfl.ie

DUBLIN OFFICE: Ormond House, Upper Ormond Quay, Dublin 7, D07 W704
PHONE +353 1 400 4000

CORK OFFICE: 14 South Mall, Cork, T12 CT91
PHONE +353 21 2024538

WATERFORD OFFICE: Suite 8b The Atrium, Maritana Gate, Canada Street, Waterford, X91 W028
PHONE +353 51 309 500

project ref.

SITE AT TAYLORS LANE, BALLYBODEN, DUBLIN 16

drawing title

TYPICAL DRAINAGE DETAILS SHEET 2

client

SHANNON HOMES DUBLIN UNLIMITED COMPANY

designed by	author	scale	sheet size
GK	BS	AS SHOWN	A1

drawing no. 190068-X-05-Z00-XXX-DR-DBFL-CE-5302

revision 1